



District Report Card: 2017


State: Jammu And Kashmir	District: Udhampur
Class: 8	Subject: Science
Schools: 51	Students: 893


Participation/Coverage


Students

<div>GENDER</div> <div></div>	Boys				Girls			
	Number		%		Number		%	
	454		50.84		439		49.16	

<div>AREA</div> <div></div>	Rural				Urban			
	Number		%		Number		%	
	883		98.88		10		1.12	

<div>CATEGORY</div> <div></div>	SC		ST		OBC		GEN	
	Number	%	Number	%	Number	%	Number	%
	211	23.63	159	17.81	27	3.02	496	55.54

<div>CWSN</div> <div></div>	LD	VI	HI	S&LD	ID	Oth
	1	0	0	3	1	2

<div>Management</div> <div></div>	Government			Government-aided		
	Number		%	Number		%
	893		100.00	0		0.00

Average Performance of Students in Science (%)

Overall	Gender		Area		Management		Social Group			
	Male	Female	Rural	Urban	Govt.	Aided	SC	ST	OBC	GEN
35.50	35.77	35.22	35.69	18.67	35.50	0.00	33.33	32.66	35.56	37.33

Performance on Learning Outcomes (LOs)

Learning Outcomes	Description	Average Performance(%)
SCI703	Classifies materials and organisms based on properties/characteristics	33.61
SCI704	Conducts simple investigation to seek answers to queries	38.87
SCI705	Relates processes and phenomenon with causes	27.25
SCI708	Measures and calculates e.g., temperature; pulse rate; speed of moving objects; time period of a simple pendulum, etc.	40.09
SCI710	Plots and interprets graphs	33.41
SCI711	Constructs models using materials from surroundings and explains their working	36.57
SCI801	Differentiates materials, organism and processes	38.79
SCI804	Relates processes and phenomenon with causes	33.63
SCI805	Explains processes and phenomenon	32.17
SCI807	Measures angles of incidence and reflection, etc.	38.19
SCI811	Applies learning of scientific concepts in day-to-day life	31.56
SCI813	Makes efforts to protect environment	48.15

Range of Performance of Students who Answered Correctly							
Below 30%		30% - 50%		50% - 75%		Above 75%	
Number	%	Number	%	Number	%	Number	%
444	49.72	216	24.19	191	21.39	42	4.70

Lowest Performing Learning Outcomes (LOs)

- 1 - Relates processes and phenomenon with causes (27.25)
- 2 - Applies learning of scientific concepts in day-to-day life (31.56)
- 3 - Explains processes and phenomenon (32.17)
- 4 - Plots and interprets graphs (33.41)
- 5 - Classifies materials and organisms based on properties/characteristics (33.61)